

061954



PUBLIC OPINION

STRATEGIES

STUDENTS & ALUMNI FOR COLGATE, INC. INTERNET SURVEY

Lori Weigel / Partner / Public Opinion Strategies



Methodology



Methodology

- Internet survey of 478 students and alumni of Colgate University
- Conducted December 19, 2006- January 8, 2007.
- The margin of error is \pm 4.48%.
- More than 3,300 members of the classes of 2004-2008 were invited to participate via email. Email addresses compiled by Students & Alumni for Colgate, Inc. from public lists, lists shared by students and alumni, and lists where the recipient gave express permission to be contacted.



Key Findings



Key Findings

- Colgate students and alumni say that overall they feel their education is preparing or has prepared them for a career in their field, but that on closer examination, they rate their education as having been lacking in a number of academic areas. Students and alumni say the curriculum is weakest in math, science and economics.
- Significant pluralities of respondents - and overwhelming majorities of the conservative minority on campus - say some professors are intolerant of certain political and social viewpoints, present controversial issues in a one-sided manner, and they have felt pressure to muzzle their own views. In addition, they report professors criticizing the president and conservatives, conversely praising liberals, and using the classroom to present their personal political viewpoints.

Key Findings



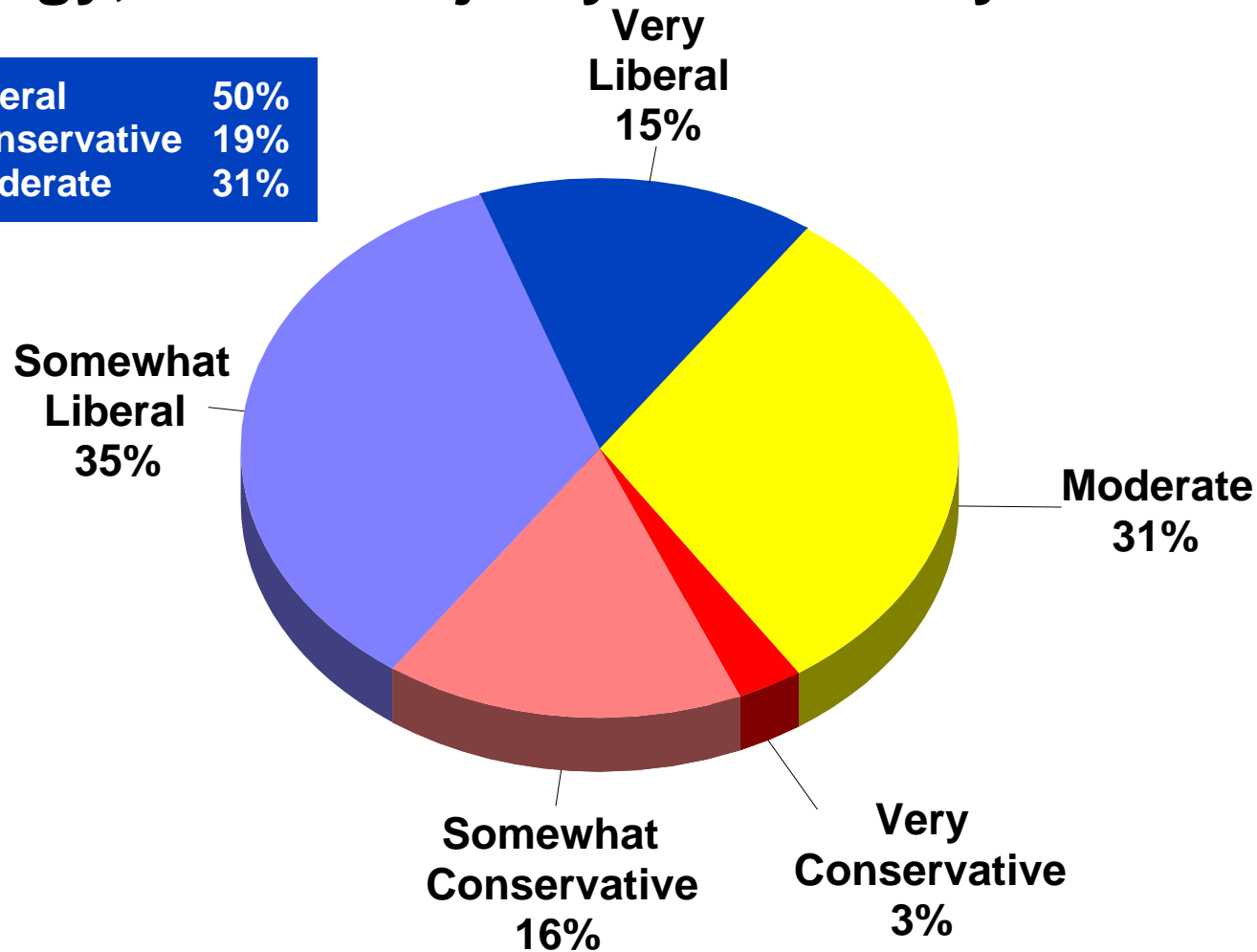
- They also report that faculty evaluation forms do not provide the opportunity to alert Colgate leaders of these types of issues.
- Finally, the overwhelming majority of students and alumni affiliated with a sorority or fraternity have felt the need to hide their Greek affiliation, a phenomenon which is seemingly unnoticed by non-Greek students/alumni.



Ideological Diversity & Academic Freedom

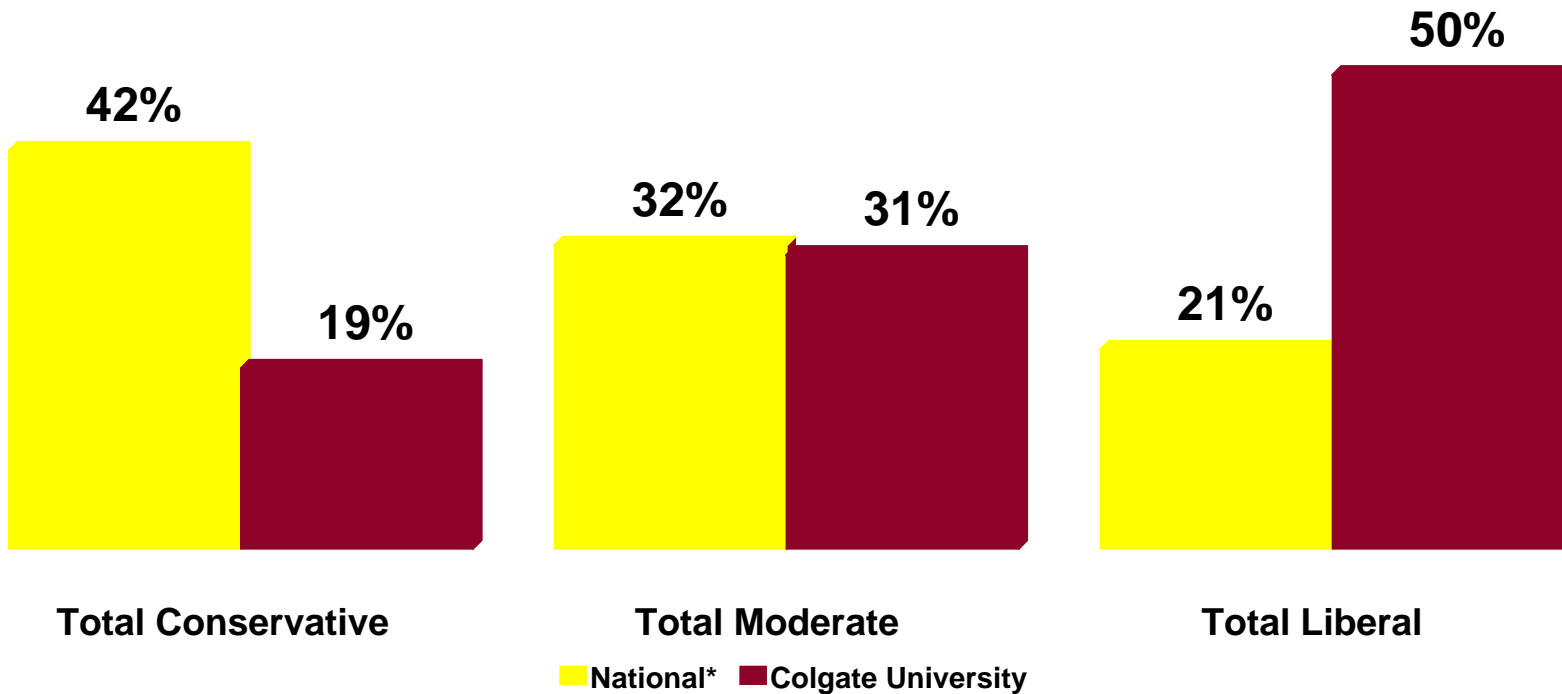
First it is important to place the attitudes of students and alumni in perspective with their own political ideology, as the majority self-identify as liberals.

Total Liberal	50%
Total Conservative	19%
Total Moderate	31%



How would you describe your political views?

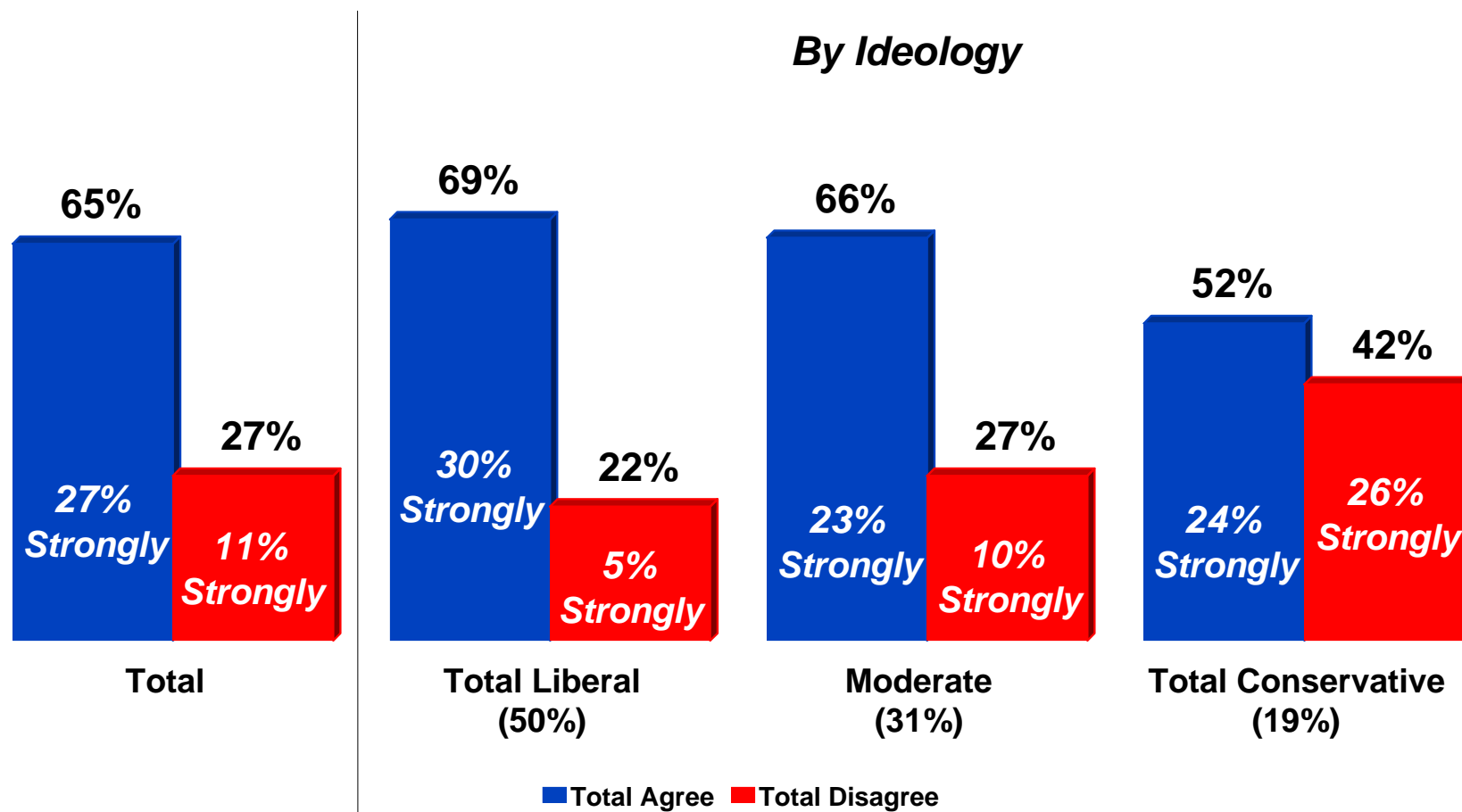
Colgate students/alumni are more than twice as liberal as the national electorate.



**Data from a POS National Survey conducted January 9-11, 2007, N=800*

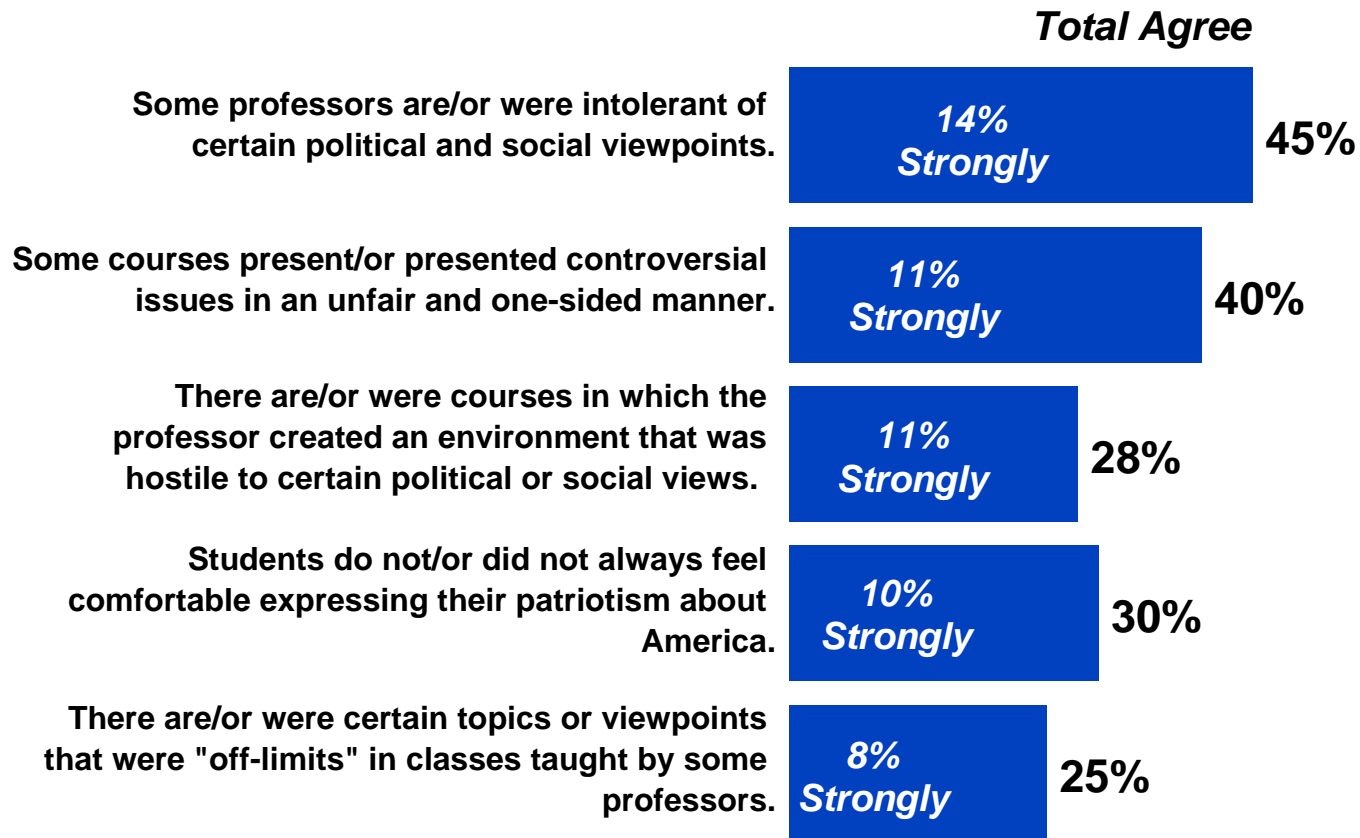
How would you describe your political views?

Notably, there is strong agreement that tolerance for diversity includes political views.



Please select if you strongly agree, somewhat agree, somewhat disagree, or strongly disagree with each of the following statements regarding your undergraduate studies on your college campus- "Tolerance for diversity" includes/or included diversity of political ideology.

Significant pluralities of students and alumni say that some professors have presented one-sided or biased opinions related to political issues.



Please select if you strongly agree, somewhat agree, somewhat disagree, or strongly disagree with each of the following statements regarding your undergraduate studies on your college campus.

The conservative minority is more likely to report bias.

% Agree By Ideology	Total Liberal (50%)	Moderate (31%)	Total Conservative (19%)
Students do not/or did not always feel comfortable expressing their patriotism about America.	20%	33%	56%
Some professors are/or were intolerant of certain political and social viewpoints.	34%	50%	69%
Some courses present/or presented controversial issues in an unfair and one-sided manner.	29%	42%	67%
There are/or were courses in which the professor created an environment that was hostile to certain political or social views.	19%	31%	50%
There are/or were certain topics or viewpoints that were "off-limits" in classes taught by some professors.	17%	26%	44%

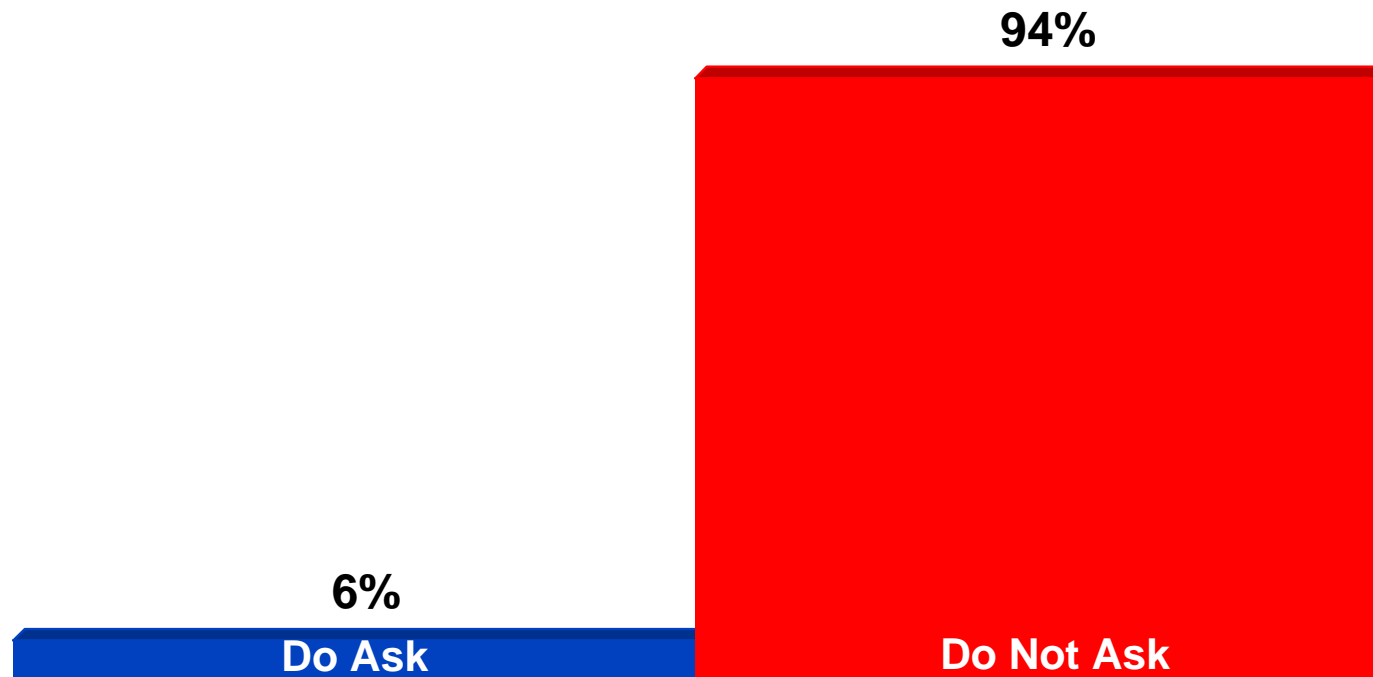
Please select if you strongly agree, somewhat agree, somewhat disagree, or strongly disagree with each of the following statements regarding your undergraduate studies on your college campus.

These sentiments are particularly prevalent among male alumni.

% Agree By Gender/Class	Male Alumni (22%)	Female Alumni (26%)	Male Students (23%)	Female Students (29%)
Students do not/or did not always feel comfortable expressing their patriotism about America.	43%	23%	32%	26%
Some professors are/or were intolerant of certain political and social viewpoints.	57%	41%	46%	40%
Some courses present/or presented controversial issues in an unfair and one-sided manner.	55%	24%	42%	42%
There are/or were courses in which the professor created an environment that was hostile to certain political or social views.	38%	23%	28%	26%
There are/or were certain topics or viewpoints that were "off-limits" in classes taught by some professors.	34%	20%	24%	23%

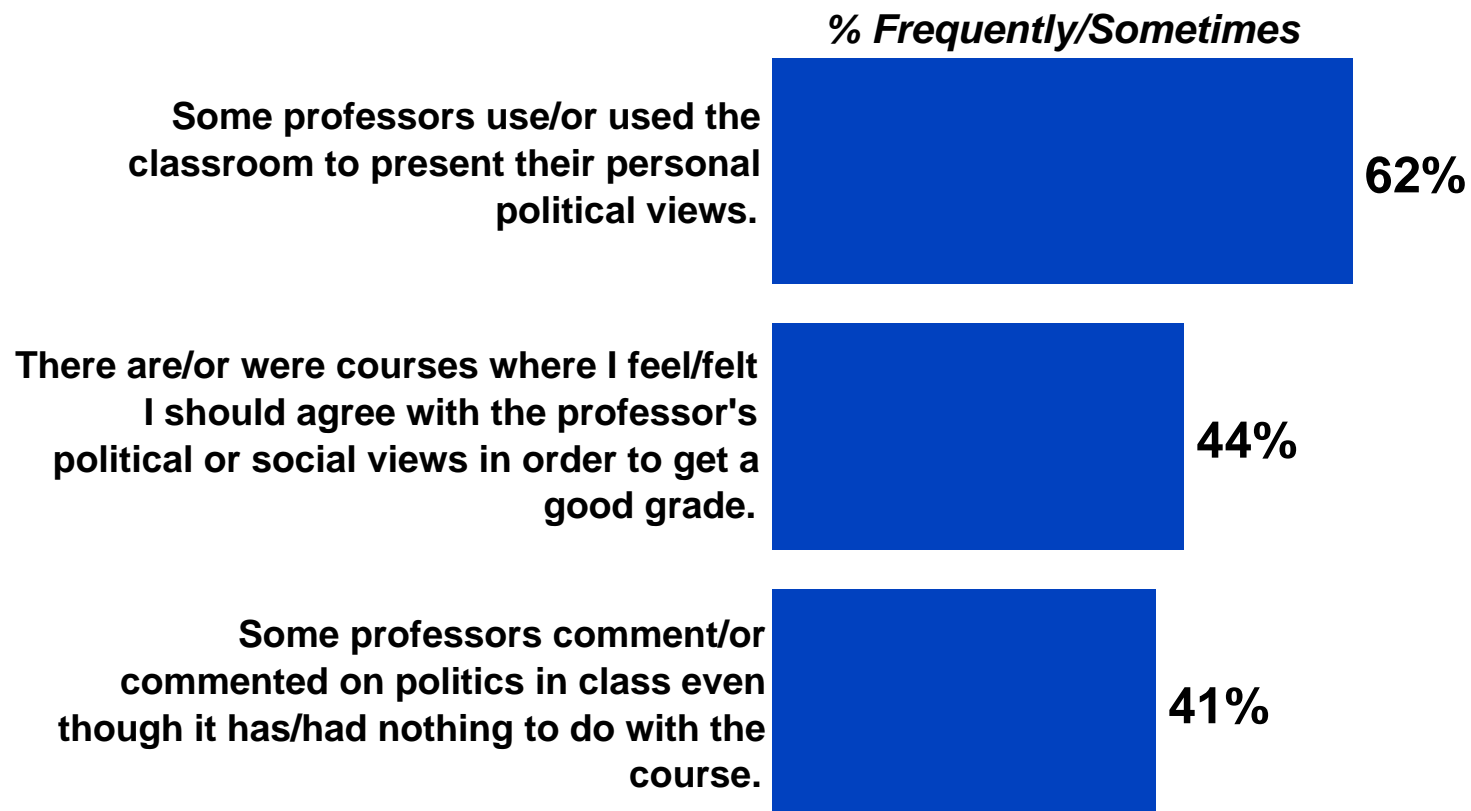
Please select if you strongly agree, somewhat agree, somewhat disagree, or strongly disagree with each of the following statements regarding your undergraduate studies on your college campus.

The overwhelming majority say that the faculty evaluation forms do not ask about whether professors presented a "social, political or religious bias in the classroom."



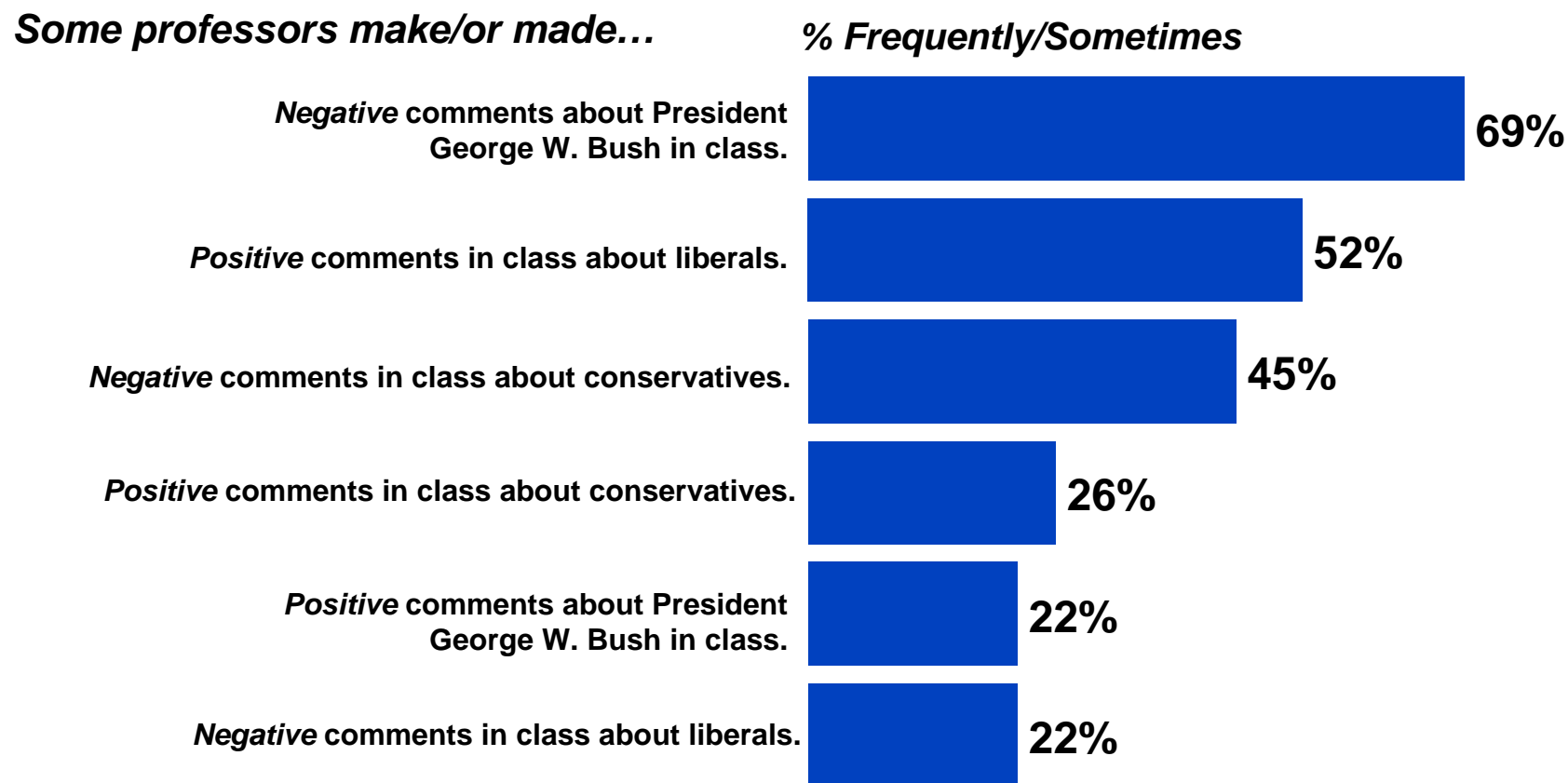
Do/ or did the student evaluation forms of the faculty ask if professors presented a social, political, or religious bias in the classroom?

But students and alumni report that professors sometimes engage in political commentary and students feel pressure to confirm to the professor's political or social views.



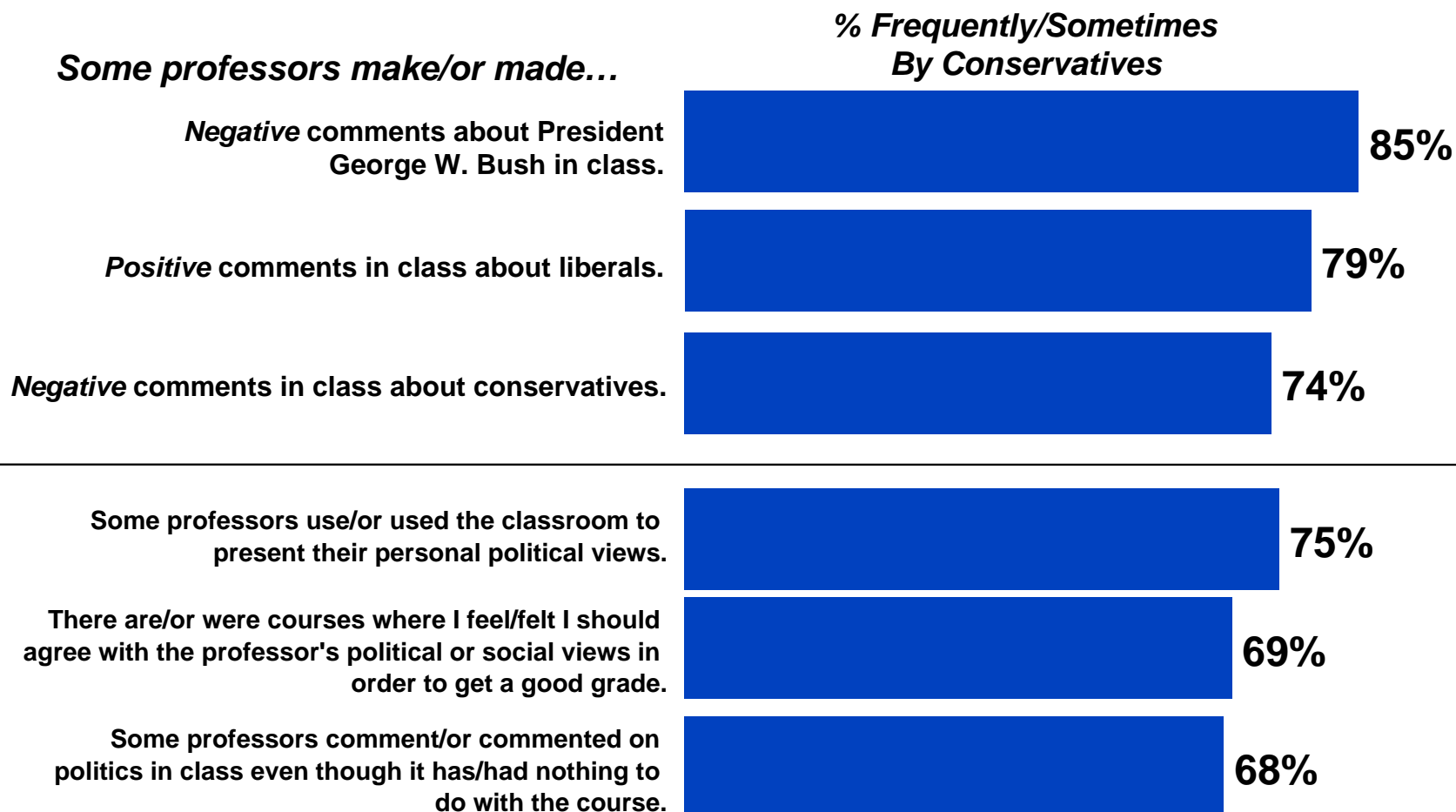
Please select how often each of the following occurred in your experience as an undergraduate on campus - frequently, sometimes, rarely or never.

Conversely, less than one-quarter recall professors making positive remarks about conservatives/President Bush.



Please select how often each of the following occurred in your experience as an undergraduate on campus - frequently, sometimes, rarely or never.

Conservative students and alumni are more likely to report political commentary by professors.




Please select how often each of the following occurred in your experience as an undergraduate on campus - frequently, sometimes, rarely or never.


Regardless of their academic major, students and alumni report some professors show political bias.

*% Frequently/Sometimes
By Major Types*

Some professors make/or made negative comments about President George W. Bush in class.



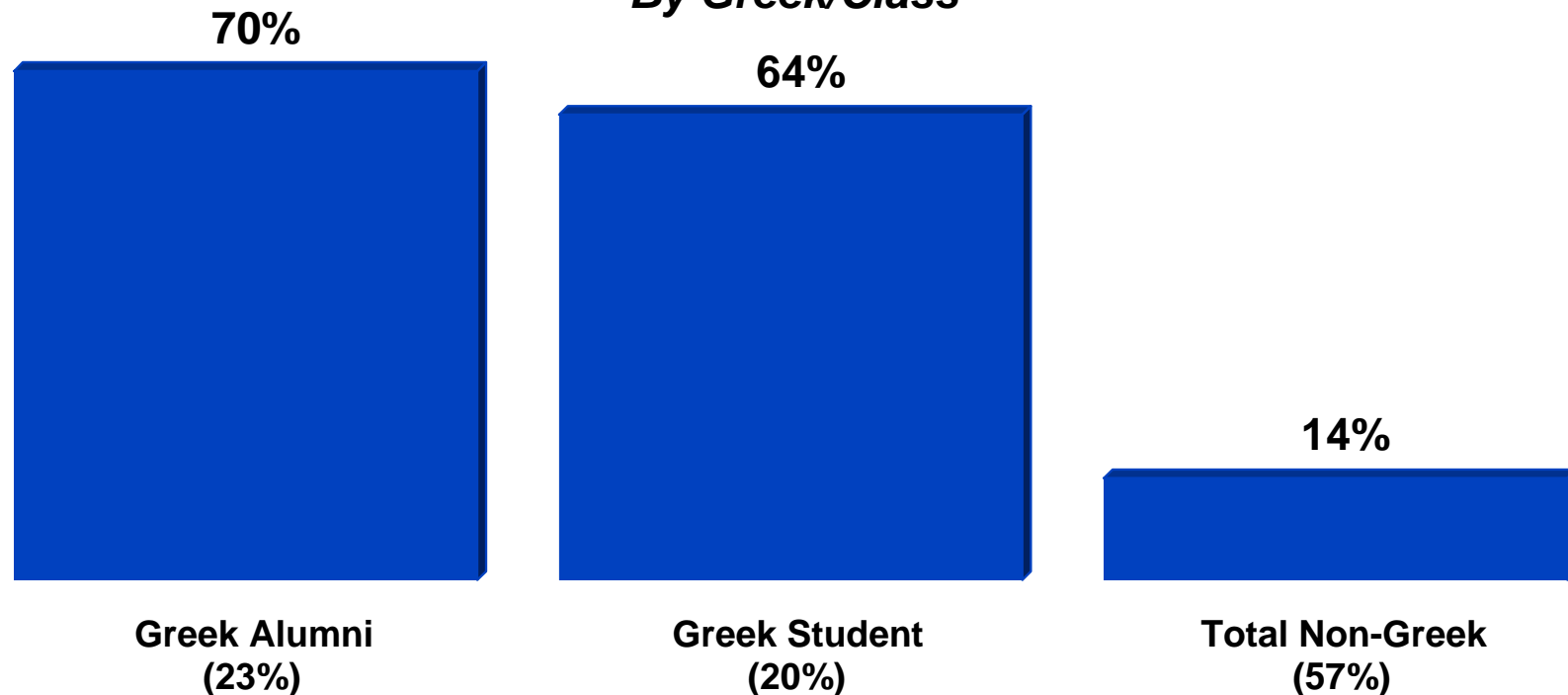
Some professors use/or used the classroom to present their personal political views.



Please select how often each of the following occurred in your experience as an undergraduate on campus - frequently, sometimes, rarely or never.

Two-thirds of those pledged to a fraternity or sorority said they don't feel free to show that affiliation- an experience not recognized by non-Greek students.

*% Frequently/Sometimes
By Greek/Class*



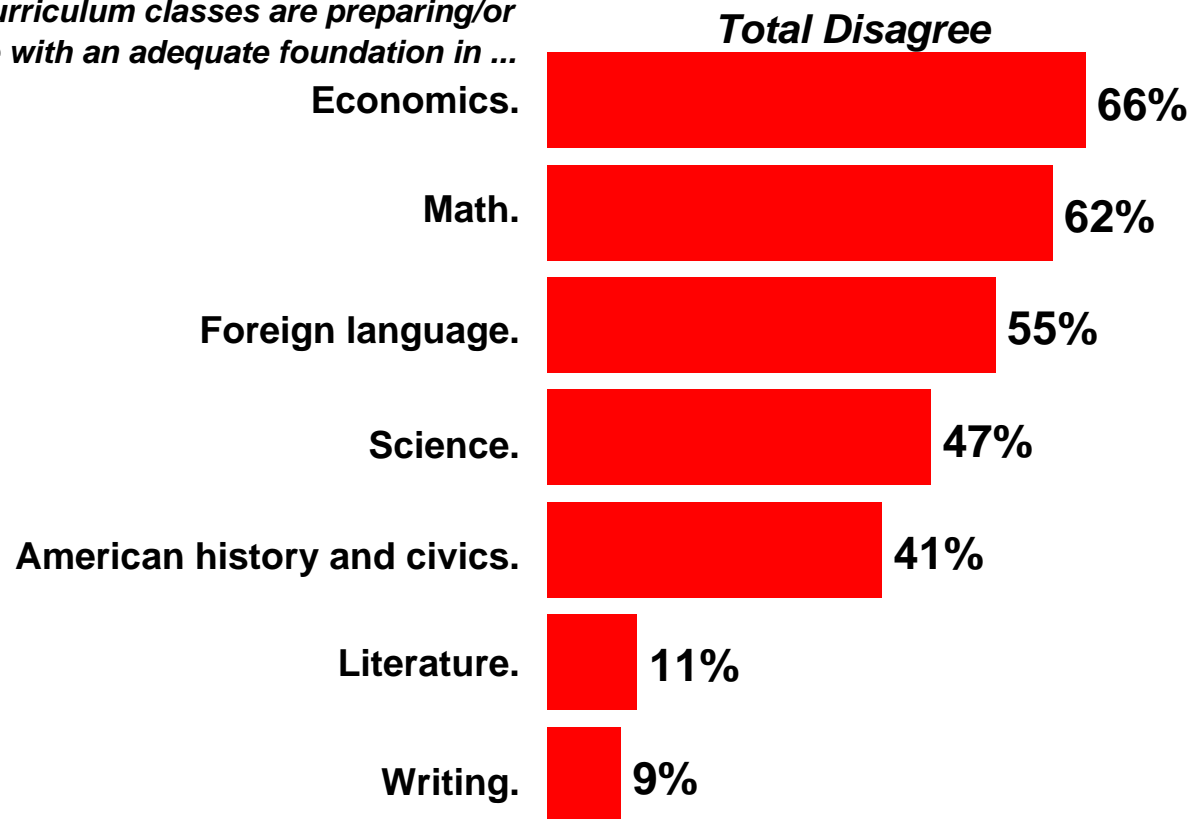
Please select how often each of the following occurred in your experience as an undergraduate on campus - frequently, sometimes, rarely or never- "Students do not/ or did not always feel free to show their affiliation with a fraternity or sorority."



The Core Curriculum

While nearly all students and alumni agree that the core curriculum provides an adequate foundation in writing and literature, most other subject areas need improvement.

My core curriculum classes are preparing/or prepared me with an adequate foundation in ...



Please select if you strongly agree, somewhat agree, somewhat disagree, or strongly disagree with each of the following statements regarding your undergraduate studies on your college campus.

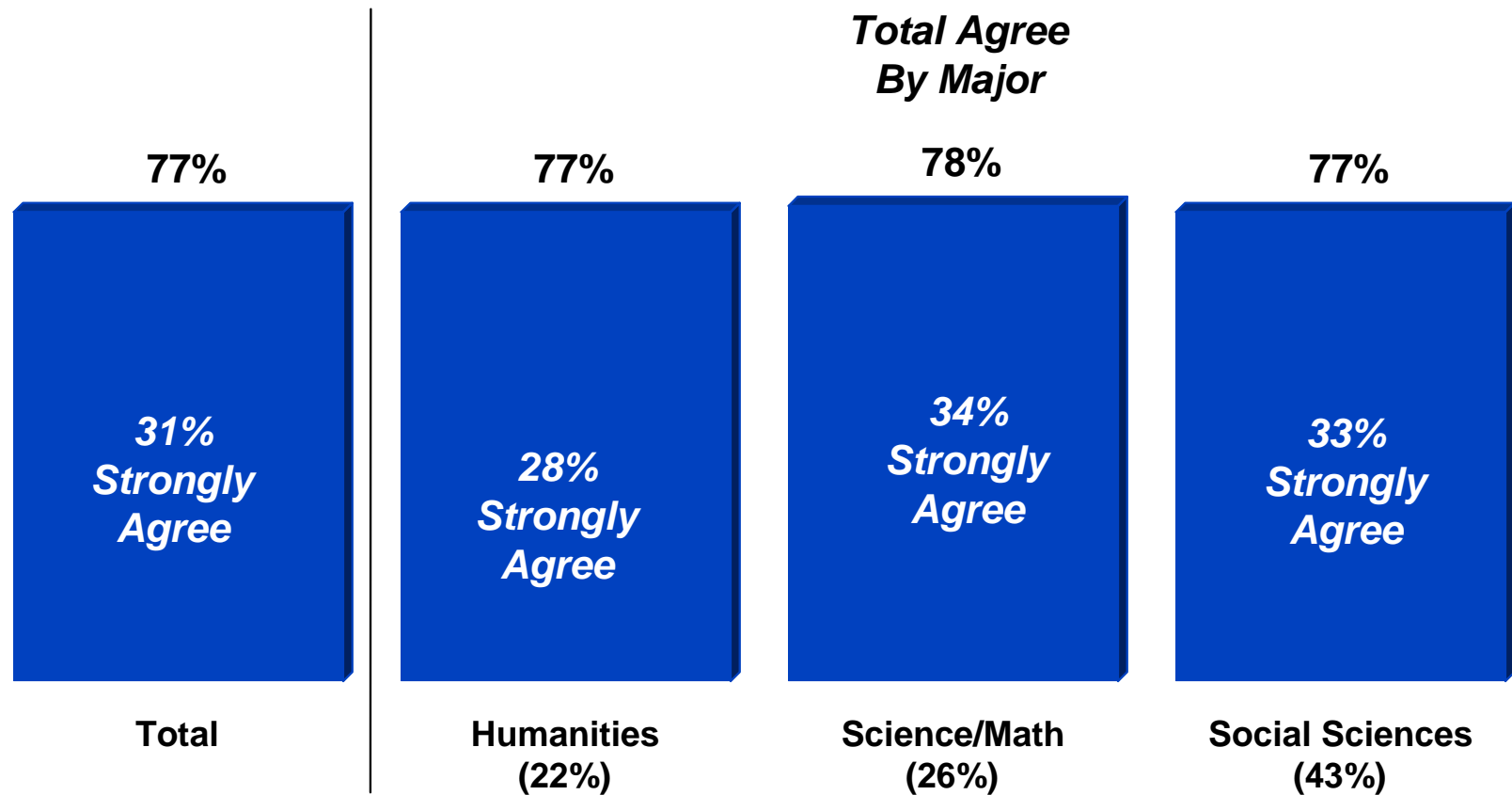
Across all majors, students and alumni say that the core curriculum does not provide solid foundations in the majority of subject areas tested.

% Disagree By Major

My core curriculum classes are preparing/or prepared me with an adequate foundation in...	Humanities (22%)	Science/ Math (26%)	Social Sciences (43%)
Economics	73%	66%	59%
Math	61%	59%	64%
Foreign Language	54%	55%	55%
Science	49%	40%	50%
American history and civics	43%	51%	36%
Literature	8%	13%	12%
Writing	4%	11%	10%

Please select if you strongly agree, somewhat agree, somewhat disagree, or strongly disagree with each of the following statements regarding your undergraduate studies on your college campus.

Despite weaknesses in some parts of the core curriculum, the majority of students and alumni say they are adequately prepared for their chosen career.



Please select if you strongly agree, somewhat agree, somewhat disagree, or strongly disagree with each of the following statements regarding your undergraduate studies on your college campus- "Classes in my undergraduate program will prepare/or have prepared me adequately for my chosen career."



Sample Demographics

Region

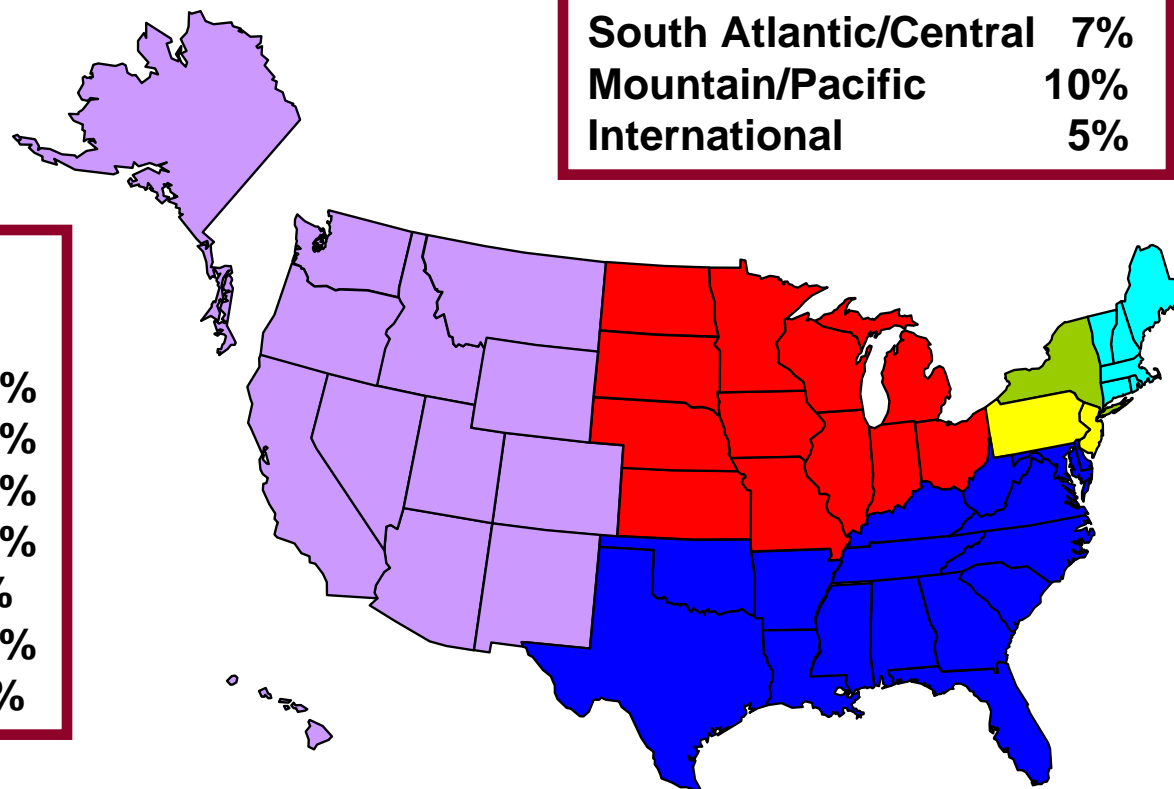
The map shading below reflects the region breaks from the actual survey sample.

Survey Region Breaks

New York	33%
New England	17%
Mid- Atlantic	19%
North Central	9%
South Atlantic/Central	7%
Mountain/Pacific	10%
International	5%

Class of 2010 Region Breaks*

New York	28%
New England	13%
Mid- Atlantic	25%
Midwest	10%
Southeast	5%
West & Southwest	15%
International	5%



*Source: www.colgate.edu

In what state did you graduate from high school?

Majors of Survey Respondents

Social Sciences

Anthropology

Business

Economics

Geography

History

Mathematical Economics*

Political Science

Sociology

Sociology and Anthropology*

International Relations/Studies

43%

University Studies

Communications Sciences

Cultural Studies

Education

Environmental Studies*

Human Development/Family

Relations

Journalism

Linguistics

Peace and Conflict Studies*

Women's Studies

7%

Humanities

Art and Art History*

Classical Studies

English

European Studies

Foreign Languages

Fine Arts

Humanities*

Philosophy

Religion

22%

Natural Sciences & Mathematics

Agriculture

Biological Sciences

Biophysics

Chemistry

Engineering

Environmental Studies

Geology & Geophysics

Mathematics

Molecular Biology*

Neuroscience*

Nursing

Physics

Physiology & Neurobiology

Psychology

Computer Sciences

26%

* Indicates majors were cited by multiple students in the "other" category

Demographics

	Colgate University*	Survey Sample
Gender		
Male	49%	45%
Female	51%	55%
Ethnicity		
Asian	6%	5%
Black/African-American	4%	3%
Hispanic/Latino	4%	2%
White/Caucasian	76%	87%
Other	10%	3%
Greek Life		
Greek Men	33%	22%
Greek Women	29%	21%

**Source: 2006 Princeton Review*